

 **learnoffroad**

CERTIFIED ALL TERRAIN TRAINING

www.learnoffroad.com




INTRODUCING **LEARN OFFROAD** TRAINING SCHOOL

Learn Offroad is India's only I4WDTA (International 4 Wheel Drive Trainers' Association - www.i4wdta.org) certified offroad training school and offers the most structured training program in the country without being brand specific. The aim of the school is to teach correctly the art and science of offroading, expedition driving and competitive driving in a manner which is safe and responsible.

Learn Offroad is run by Asia's only I4WDTA certified offroad instructor,

Dr. Tejas Kothari, who has more than a decade of experience and has trained hundreds of students including the defence forces, & you can expect nothing but the best for all your offroad training needs.





WHAT LEVEL OF TRAINING DO WE OFFER?

The offroad school offers personalized tailor-made courses from Level 1 to Level 3 to suit all your offroad needs; be it a complete newbie to a pro who is looking forward to competing in the next offroad challenge.

The 1-on-1 courses are designed after talking to you about your experience, your needs & wants and can be a 1-day or a 2-day course. Custom group courses are limited to a maximum of 6 participants for basic courses. Special courses on winching, recovery techniques, high lift jacks, etc are conducted as independent workshops for those who are interested in specialized education. The recent addition of Online Courses during the pandemic has been widely well received and a host of international trainers have graced the panel and shared their knowledge and experience. We strongly believe that the eye cannot see what the mind doesn't know and without a theory session, we do not start with the field trainings for any participant.

Learn Offroad is the only facility in India that conducts stringent written and practical exams if you wish to attain a "Skills Certificate". We take the offroad training very seriously and the testimonials from our students attest to this fact. Our annual coveted Learn Offroad Challenge Trophy is for students who have completed training with us and is something that every trainee looks forward to earn.



*Whatever you
want to learn,
there will be
module ready
with us!*

WHAT DO WE OFFER?

- ✓ Offroad Training Solutions - Custom, Tailor-made, Private or Group sessions, Level 1, 2 & 3, Specialized Trainings, Open Trail Days and Camping Nights.
- ✓ Training for Offroad Competitions, Oil & Gas Exploration, Forest Services, Rescue Services, Competition Track Designs & Execution Services as well as advice on Offroad & Expedition Car Builds.
- ✓ Expedition driving tips, tricks and methods including spotting techniques and field repairs, procuring custom equipment, e-shop.
- ✓ Vehicle testing & validation of claims for manufacturers & media houses.
- ✓ Driving Training for defence & para military forces along with partner IMDT (International Mission Deployment Training www.imidet.com).
- ✓ Events at our track, custom track designs, expert drivers along with sister organization Offroad Junkie.
- ✓ Offroad bike training, corporate team-building events, offroad cycling tracks will be introduced shortly.
- ✓ Our Online Shop offers curio offroad items that we highly recommend you should have with you during your excursions.

Level 1 Training

4WD Offroad Starter Course

Whom is it for?

The Level 1 course is for those people who have never ventured offroad or have very limited offroading experience. It is also for those who have been offroading for a while but want to gain formal knowledge and improve their skill set.

What's taught in Level 1?

The Level 1 courses covers both theoretical and practical on field training. We do share some links and ask you to do some home reading prior to attending the course.

After the registration formalities are over, the day starts with a 90 minute theory session followed by field training.

Timings: 9:30am to 4:30pm

Costing

Rs. 11,000 per person for a group course

What's covered?

- Principles of 4WD
- Pre and post offroad inspection
- Understanding terrain
- Understanding obstacles
- Driving styles
- Spotting skills
- Safety protocols
- Assessing the offroad trail
- Basic offroad driving skills

Inclusions:

- Offroad Training Passport
- Participation Certificate
- Welcome kit and stickers
- Basic Lunch
- Access to a community WhatsApp group for doubts and queries
- 4WD car can be availed at extra cost if you do not have one.

What's the Skill's Certification Exam?

We offer a skills certificate exam at an additional cost to those who need a proper certification for their job or those who just want to challenge themselves. This strict exam is a theory and practical exam and you need to score a minimum of 70% combined marks to clear the same. Not everyone who attempts it clears it. The syllabus for the exam will be from what is taught in the Level 1 Course.

Only those who train with us for Level 1 can move onto the next level.

NOTE: Costs are subject to change and refer to the registration link on the website for current costs.

Level 1 Recovery

4WD Recovery Course

Whom is it for?

After you have finishing the Level 1 driving course, the next level is the Level 1 Recovery course.

It covers both assisted and self recovery techniques.

What's taught in Level 1 Recovery Course?

The Level 1 Recovery course introduces you to the various recovery gear available on the market and you get to use various gear so that you may make an informed choice on what you would like to buy and invest in your future kit.

We teach you various basic recovery scenarios using both self and assisted recovery options.

Winch recovery is not covered.

Timings: 9:30am to 4:30pm

Costing

Rs. 11,000 per person for a group course

What's covered?

- Why do you get stuck?
- Basic principles of getting unstuck
- Intro to various recovery gear
- Using high lift jacks
- Using bridging ladders
- Safety protocols during recovery
- Recovery scenarios

Inclusions:

- Participation Certificate
- Stickers
- Basic Lunch
- 4WD car can be availed at extra cost if you do not have one.

Why is winching not taught in this module?

Winching is a separate module which needs a full day of training on both theory and practicals and we conduct these courses separately.

Unless you do not do Level 1 Recovery course with us, you cannot progress to the next level.

NOTE: Costs are subject to change and refer to the registration link on the website for current costs.

Level 2 Training

4WD Offroad Course

Whom is it for?

The Level 2 course is for those people who have completed the Level 1 Driving and Level 1 Recovery course. It builds on the skill set you have developed during the Level 1 courses and prepares you to move ahead and be ready for the level 3 course which only happens in the dry..

What's taught in Level 1?

The Level 2 course takes Level 2 obstacles to a higher level. We learn more about cross axle issues and articulation issues, tackle steeper and longer slopes and do much more difficult spotting exercises.

Timings: 9:30am to 4:30pm

Costing

Rs. 11,000 per person for a group course

What's covered?

- Advanced spotting skills
- Advanced failed hill climbs
- Understanding difficult lines through obstacles
- Tackling steeper climbs and declines
- Understanding weight transfer concepts in really life situations
- Difficult off camber situations

Inclusions:

- Participation Certificate
- Basic Lunch
- 4WD car can be availed at extra cost if you do not have one.

Can I jump to Level 2 without doing Level 1?

No! Each level is designed to progress to the next. Each level builds on technique and safety and we cannot compromise on you having missed out on or the other technique or safety protocol.

Therefore you have to go through each level progressively.

NOTE: Costs are subject to change and refer to the registration link on the website for current costs.

Level 2 Recovery

4WD Recovery Course

Whom is it for?

After you have finishing the Level 2 driving course and Level 1 recovery course, the next level is the Level 2 Recovery course.

It covers both assisted and self recovery techniques.

What's taught in Level 2 Recovery Course?

The Level 2 recovery course happens in the wet and builds onto the stuff covered in the Level 1 recovery course which usually happens in the dry season.

We add in elements and equipment previously not covered | Level 1 Recovery and get cars stuck further and deeper for better understanding of recovery principles.

Winch recovery is not covered.

Timings: 9:30am to 4:30pm

Costing

Rs. 11,000 per person for a group course

What's covered?

- Why do you get stuck in wet?
- Basic principles of getting unstuck
- Intro to various recovery gear
- Using Tirfor Type hand winches
- Using traction boards
- Use of snatch straps (kinetic energy recovery)
- Basic winching demos
- Safety protocols
- Recovery scenarios

Inclusions:

- Participation Certificate
- Stickers
- Basic Lunch
- 4WD car can be availed at extra cost if you do not have one.

Why is Level 2 recovery only taught in the wet?

There are higher chances of getting stuck in the wet and losing traction in the wet than in the dry. With the plethora of knowledge to be gained, the basics are taught in Level 1 Recovery and then the stuff related to wet issues and more complex recoveries are taught in the Level 2 recovery course.

NOTE: Costs are subject to change and refer to the registration link on the website for current costs.

Level 3 Training

4WD Driving Course

Whom is it for?

After you have finishing the Level 2 Driving and Recovery course, the next level is the Level 3 Driving course.

When is it conducted?

The Level 3 training is only conducted in the monsoon season when the ground is wet and the traction is an issue.

Though regular tyres work, AT and MT tyres will definitely hold an advantage here.

What's taught in Level 3?

Level 3 progresses from what you learnt in Level 1 & 2. Level 1 & 2 had copious amounts of grip and suddenly you will find yourself slipping and sliding in the wet during the Level 3 training. We will teach you to understand low traction driving techniques, failed hill climb, importance of lowered air pressure, tackling more difficult obstacles, tackling slushy patches and wet rocks.

You will get to use all our recovery gear here as well like traction boards, hi lift

jacks, sand ladders, etc in case you get stuck.

You need to carry a basic recovery kit of your own as advised to you in the Level 1 & 2 Recovery course.

Only winch recovery is not covered though we may demonstrate the same if a vehicle is stuck.

Timings: 9:30am to 4:30pm

Costing

Rs. 11,000 per person for a group course

Inclusions:

- Participation Certificate
- Stickers
- Basic Lunch
- 4WD car can be availed at extra cost if you do not have one.

NOTE: Costs are subject to change and refer to the registration link on the website for current costs.

Level 4 Training

Specialized Courses

Whom is it for?

For most off-roaders, Level 1 Driving, Level 1 Recovery, Level 2 Driving, Level 2 Recovery and Level 3 is more than enough.

When you want to do more, is when you enrol for Level 4.

Prerequisites

You will need mud terrain tyres and a good approach, ramp over and departure angle in your vehicle.

You will need a winch and good rated recovery points.

A rock slider is helpful

What's taught in Level 4?

Level 3 is broken down into various sub levels and each sub level is a one day course starting from 9:30am to 4:30pm

Each module for this course includes:

1. Level 1 winching
2. Level 2 winching
3. Competition winching

4. Recovery of rolled over vehicles
5. Competition driving
6. Rock crawling
7. Finding and making your own tracks
8. On field repairs
9. Combination of driving and winching through obstacles.
10. Expedition Driving
11. Complex Recovery Training
12. Any tailor made course to suit your requirements

Costing

Rs. 11,000 / person for a group course or depending on the nature of the tailor-made course.

Inclusions:

- Participation Certificate
- Stickers
- Basic Lunch
- 4WD car can be availed at extra cost if you do not have one.

NOTE: Costs are subject to change and refer to the registration link on the website for current costs.

2WD Trail Driving Course

Whom is it for?

Our 2WD trail driving course is for people who own 2WD high clearance SUVs and want to use them to explore the offbeat track.

Prerequisites

A 2WD vehicle with atleast 180mm of ground clearance in good working condition.

Both Automatic and Manual transmission vehicle would work and so would RWD or FWD vehicles.

Electric vehicles are also welcome provided that there is enough range. Charging facilities are NOT available at the venue.

What's taught in this course?

This is a one day course which starts at 9:30am and goes on till 4:30pm.

The following is covered

1. Theory of 2WD and 4WD drivetrains
2. Limitations of 2WD
3. Pre vehicle checks
4. Basic gear

5. Understanding terrain & obstacles
6. Taking the correct line through an obstacle
7. Knowing your and your vehicle's limitation
8. Spotting and driving skills
9. Basic recovery gear & techniques
10. Trail exploration drive at the end of the course

Costing

Rs. 10,000 /person for a group course.

Min 6 cars and Max 10.

Inclusions:

- Offroad Training Passport
- Participation Certificate
- Welcome kit and stickers
- Basic Lunch
- Access to a community WhatsApp group for doubts and queries
- 2WD car can be availed at extra cost if you do not have one.

NOTE: Costs are subject to change and refer to the registration link on the website for current costs.

Training Options

Group vs 1-1 Training

1 - on - 1 Training

A one on one training offers you dedicated time with the instructor. You will learn everything with instructor and have no issues about waiting times as with group courses. Individual training means you can squeeze a bit more offroad driving time as well and is best suited for the discerning individual who has tons of queries.

The other advantage of 1 - on - 1 Training is that there are no fixed dates. You first coordinate mutually acceptable time with your instructor and then register on the website. Simple!

Cost: Rs. 60,000/- per person.

Group Training

We offer group training on pre announced dates - usually once a month. The 4WD batch size is a minimum of 4 students and max of 7 and for 2WD a min of 6 and max of 8 cars. This is kept at a minimum to avoid longer waiting times.

The biggest advantage of Group Courses, in addition to cost factor, is that you learn to function as group and build camaraderie between participants and you also learn from other people's mistakes. In a scenario that the group course doesn't meet the minimum 4 person criteria, your full amount will be refunded to you or we can hold it for you till the next course.

Cost: Rs. 11,000/- per person

Cancellation Policy

Cancellations are not entertained. On a special request, if we do agree, it will be after cutting bank/ card charges and any expenses we may have incurred in preparation for the course. For group courses, the main reason we do not offer a refund is that we could have accommodated someone else instead of you and last minute cancellations do not allow us to fill the seat and we loose revenue ourselves too.

You however, do have an option of transferring your turn to someone else. Any expenses for certificates and passports if printed by then would have to be an added expense for the new participant. The old ones will be destroyed and not handed over to you since you haven't attended the course. However, all such transfers need to be approved by us.

NOTE: Costs are subject to change and refer to the registration link on the website for current costs.

4x4 Training Vehicle

Vehicle Options

We currently offer the students a chance to use our **Mahindra Thar CRDe** (First Gen) 4x4 or our **Maruti Gypsy King** 4x4 for their training needs. The car will only be available to run on the Private Training Grounds and strictly not for public roads.

Costing:

The cost for one day for the Thar for one student is Rs. 8,500.

The car can be shared max by 2 students, both of whom have to pay Rs. 8,500 each.

If there are 2 people sharing the vehicle and there are accompanying persons, they would have to sit at the back and get off during obstacles.

A refundable cash deposit of Rs. 15,000 needs to be paid for the vehicle which would be deducted in case of damages.

In a scenario that the group course doesn't meet the minimum 4 person criteria, your full amount will be refunded to you.

Disclaimer:

In case of issue with the vehicle from our end, another 4x4 vehicle will be provided.

Terms and Conditions

Students should not abuse the vehicle and need to listen to instructors instruction especially related to driving speed, driving line, slippage of clutch and general abuse of vehicle. After 3 warnings, the instructor will ask the student to vacate the car and suspend the course for that student and no refunds will be given the student and the security deposit will be forfeited.

Any will-full damage to the vehicle and recovery equipment must be paid in full by the student.

Student must have a valid Indian Driving License / International License and wear seat belts at all times while driving and follow all safety rules and protocols. Any tools used including recovery gear must be cleaned and stowed back properly inside the vehicle. There should be no smoking or littering in the vehicle.

NOTE: Costs are subject to change and refer to the registration link on the website for current costs.

FAQs

Can anyone go and offroad at your training grounds?

No. The training grounds are solely for training and are not recreational offroad grounds where anyone can enter and offroad. Trespassers will be prosecuted.

Do you offer vehicle insurance for offroad?

No. Currently we do not offer any kind of vehicle or personal insurance and the course is entirely at your own risk. You need to sign an indemnity and release form before the course.

Can i bring a friend/family member along for the on-field training days?

Yes, you may bring along someone else for the field day, but your friend/family would have to pay for the field training class as per charges as mentioned in the website.

Are pets allowed?

Yes, we welcome friendly pets as long as you take care of them and are on a leash in case some other student is scared.

Mobile / Internet Connectivity

Mobile and 4G connectivity is patchy at best and available usually only on the main back bone trail. Reliance Jio works the best followed by Vodafone and Airtel.

What kind of food is served?

During the courses we usually have a working lunch. Either we carry packed lunch or go to a nearby dhaba for food. Tea/coffee is on the trail.

What are the restroom facilities at the ground?

There are no restrooms at the main training grounds. However, there is access to clean restrooms 3kms before the property and we advise you to visit that before you head up towards the ground.

Do you offer offroad bike training?

Not at the moment but we are working with other trainers to provide this option in the future.

FAQs

What do you mean by curated ground?

Curated grounds mean that the obstacles are made in such a way that there is minimal scope of damage to your vehicle but maximises learning in a safe & controlled manner.

Will there be damage to me or my vehicle?

Offroading is an inherently risky activity and there are always risks. Having said that, since the obstacles are curated, unless you make a drastic error while driving there is a minimal chance of an untoward incident happening. Trees and bushes are regularly trimmed. However, be prepared for my scratches if your line is not correct. But these can easily be buffed out by any polisher.

It's important that you wear proper hiking boots and appropriate weather clothing.

Do you have washing facilities on site?

No we do not have any washing facilities on site but there is a car wash option 5kms away when you exit and head back home.

What about emergency services?

All instructors are trained in basic first aid. When you register for a training course a pdf is sent to you with details of the nearest primary health centre, trauma centre, tow service, police station, etc

I am coming from out of town. Are there accommodation options nearby?

Yes. There are fantastic container homes 3kms away which you can rent out or there is the Novotel Imagica 25kms away should you prefer something even more fancy.

I'm coming with family. Is there any activity for my kids?

If your kid doesn't want to accompany you on the offroad trip, you may drop them off with your spouse to Imagica which is on the way to the property. Imagica is a theme park and will keep the kids occupied through the day.

I'm coming from out of town, can I do courses back to back?

Yes, you can do Level 1 Driving and Level 1 Recovery back to back.

Open Track Days & Camping

What are open track days?

From time to time we hold open track days for both 2WD and 4WD classes of vehicles.

Open track days involve no teaching and the participant can come and drive in a follow the leader protocol.

There are no recovery services offered during open track days and the participant must carry all his own recovery gear.

No food is served (unless otherwise specified) and participant must make sure he has adequate nourishment.

There will strictly be on littering or alcohol or substance abuse on the grounds during the trail drives. We have a zero tolerance for this and you will be removed from the track immediately and no refunds given.

The costing for the same will be announced on social media when the open track days are announced.

Camping

Similar to Open Track Days, we do have camping options in the winter months when the temperatures are pleasant.

We conduct follow the leader night trails followed by camping.

No camping equipment will be provided and the participant must arrange for their own gear and camp only at designated spots.

BBQ may be organised at an additional cost. The costing for the same will be announced on social media when the open track days and camping nights are announced.

Practice Sessions

For existing students

What is this for?


Offroading is not like learning how to cycle.

Offroading is a perishable art form and constant practice is the key to improvement.

Currently there are very limited private grounds in our country where one can go and practice their skill sets.

For this reason, we allow past students to come and practice at our grounds as per the following conditions:

1. Whenever we are having a course, an existing student may inform us that he/she would be coming for practice. The student must report at the same time as the course.
2. The student may practice at the designated tracks only in their vehicle or avail ours (Subject to availability)
3. A minimum of 2 cars are needed for the practice session. This is because in case of an untoward incident with one car, the other car can come back to us for help
4. Victuals: Rs. 1500 for a car with driver and 750 for each additional passenger
5. They must carry their own recovery gear and food/water.
6. This option can be availed for both 2WD and 4WD classes of vehicles
7. Strictly on drinking and substance abuse when driving on the trails
8. Flora and Fauna must be respected
9. Be careful of livestock grazing on the grounds and give them their due space.
10. Be careful of starting a fire during the dry season and do not throw cigarette butts.



ABOUT **OUR** TRAINING GROUNDS

Located around 120 kms from Mumbai, off the Mumbai-Pune Expressway is our Training Grounds spread over 65 acres of private land and span over two mountain tops with tracks running all along the mountains and seasonal streams making the track challenging & picturesque during the monsoon season.


The training tracks are curated keeping in mind that it is a training property and not a offroad park. Thus, the tracks have various grades of difficulty for training the complete newbie to the most

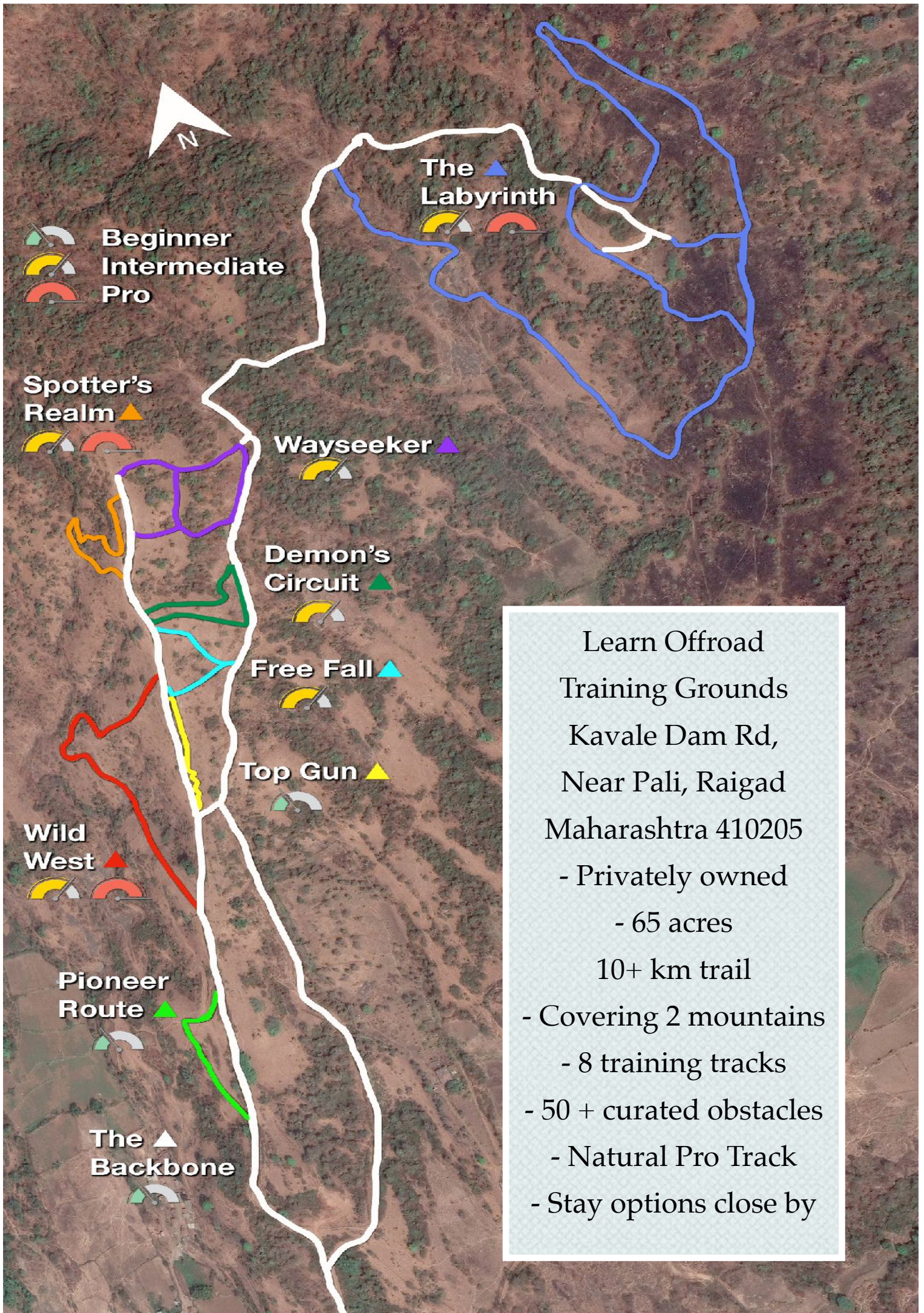
experienced pro who has come for specialised training. The tracks are suited for stock vehicles as well as highly modified rigs and offer challenges to both classes of vehicles.

These obstacles are designed to teach you the nuances of offroading, to make you understand how a vehicle behaves on different types of terrains and inclines and how to understand what lines to take so that you can get out without being stuck.

The design is such that you are forced to think, identify and adapt to a situation and to make you analyse your correct path before you execute the approach to tackle the obstacle.

For those folks opting for multi day courses or for those who want to attend the night offroad events but do not want to camp out in the wild have an option to stay at Bespoke Container Homes around 3kms away from the property.





Learn Offroad
Training Grounds
Kavale Dam Rd,
Near Pali, Raigad
Maharashtra 410205

- Privately owned
- 65 acres
- 10+ km trail
- Covering 2 mountains
- 8 training tracks
- 50 + curated obstacles
- Natural Pro Track
- Stay options close by




THE BACKBONE

The Backbone is a sort of a central highway running through the entire property and connects the 8 different training tracks spanning over both the mountains.

The Backbone allows you to skip certain tracks and is an all-weather track, meaning you can drive on it in the monsoon season as well when some of the tracks are shut down for safety reasons.

The Backbone is a great trail for cross-overs to drive and get some “trail time” as well.





TOP GUN

Named after the famous movie about a specialised airforce training school, this track is artificially created to start off the newbies with their first baby steps into offroading.

Easy and simple obstacles which are designed so that you do not damage your car but learn the key aspects and fundamental of offroading training.

The Top Gun track starts off with a simple deep ditch and progresses to a rocky patch, then onto the Devils' Hump and finally ending with the pipe obstacle before entering the "Minefield". The Minefield is a naturally rock strewn part of the track and is perfect spot for teaching the art of "spotting".





PIONEER ROUTE

Once you get your feet wet in Top Gun Route, it's time to tackle the trails. The Pioneer Route is the first route you would take. A simple trail with a small water run off gully to cross followed by a gentle climb.

Every track and obstacle is designed to ease you into the next track with a slowly increasing grade of difficulty.





THE WILD WEST TRAIL

The western slope of Mountain 1 is the perfect setting for a wild trail. Starting off with a mild slope it suddenly progresses to a steep 40° decline into a seasonal water gully before beginning into another stepped climb. This offers a challenging approach angle decision for the driver at the base of this gully and the monsoon further complicate it by making the bottom slushy. The 0.5km long trail then progresses through dense foliage to a banked turn to reach the most difficult obstacle of this track, the V-shaped articulation challenge that seriously tests vehicles with open differentials.

A perfect intermediate to advanced level track with escape routes for those who wish to bypass the tough ones.





SPOTTERS REALM

As the name suggests, this is the track where the need for a spotter is of paramount importance. As you descend down this 0.25km winding trail, you reach a rocky ditch before making a climb. This ditch needs precise guidance by your spotter so that not only you don't damage your vehicle but also don't get stuck cross-axled. The exit from here requires a high clearance approach angle before making another winding climb back to The Backbone. As soon as you reach top, this further progresses to an off-camber ditch where the exit is off to the right and seriously tests both you and the machine. An intermediate to advanced level trail.





THE FREE FALL

The Free Fall track on the east side of Mountain 1 has the steepest decline of 43° and covered with dry grass in the summers and wet slippery grass in the monsoons making it a really tough one to tackle and is followed by a steep curved incline after executing a three point turn. The climb's steepest portions have loose soil and momentum is the key to conquer this incline.



THE DEMON'S CIRCUIT

This is for those who don't do the mandatory walking recce. An innocuous looking climb that sudden crests in an off camber articulation ditch that is not visible from the vehicle. Open differential vehicles suffer here and need to make multiple attempts with perfect momentum to clear it, whereas vehicles with active traction control and diff-locks do tend to get away with murder!





THE WAYSEEKER


The Wayseeker is the last track on mountain 1 and is “H” shaped with inclines and declines with varying levels of difficulties especially on the turns. This track is to make thinkers out of offroaders. The students need to decide which path they will take from multiple options and need to make the climbs and turns in one single momentum otherwise would have to perform a failed hill climb manoeuvre.






THE LABYRINTH


The Backbone then takes you to The Labyrinth which is situated on Mountain 2. Nearly 2kms long, this jungle trail is for intermediate and above level of drivers running through a seasonal stream bed and is interspersed with rocks, slush, grass and various other obstacles. This track trains you to select the correct lines to take though a piece of land, teaches you advanced foot recce and gives multiple spotting and recovery option scenarios in the wet season.





TESTIMONIALS

We love what we do and thus, our students are always happy at the end of a session and are always coming back for more!



I have attended driver trainings worldwide, some of them in award winning locations and with senior trainers. I would rate Tejas Kothari's level of experience to be no less than the best in the business. Not common to see this attention to detail and safety in our part of the world. I recommend LO to anyone who wants to learn and hone their off-road skills in a holistic and comprehensive manner. From SUVs to hard core Jeepers, there is something for everyone to learn. I wish Tejas and his team all the very best.

Highly recommended, Top notch training and excellent Offroad Learning space for beginners and experts!

Very well structured concepts and techniques, a disciplined course with a systemic approach to details and more
- Dr Tejas Kothari has made me an Offroad fan for life!

Extremely articulate way to train!
The training eased me into offroading without psyching me out and I would definitely recommend the 1-on-1 training sessions with Tejas.

Corporate Events and Shoots

We do give out our grounds for corporate events to companies and for ad shoots.

A number of companies like Mercedes, Jeep and Audi have utilised our grounds for giving experiential drives to their clients and media.

Autocar India exclusively uses these grounds for all their offroad reviews and shoots.

The obstacles can also be customised to suit your vehicle requirements.

Along with our sister company, Offroad Junkie we also provide expert instructors for your vehicles.

You can either do a hangar setup at the venue or we have a fixed setup in place 3kms before the grounds with a closed space to accommodate atleast 75 people and an open space near the swimming pool for 100 guest.

Catering is also available on request.

Extremely comfortable and well equipped container homes are available at this venue for overnight stays and we can also help sourcing nearby bungalows to rent out.

The closest 5 star hotel is Novotel Imagica approx 25kms away.



Upcoming Additions

We are known to innovate and this is important to grow.

We will soon have the following additions to our portfolio:

1. Dedicated youtube channel for training
2. Online courses and workshops
3. Curated Recovery kit
4. Vehicle modification advice and services
5. Track designing services
6. New venues to be opened at:
 - 6.1. Goa
 - 6.2. Chennai
 - 6.3. Hyderabad
 - 6.4. Ahmedabad
 - 6.5. Bangalore



ABOUT THE TRAINER

Yes, you read it correctly, Dr Tejas Kothari. I am a Periodontist by profession but a offroader by heart! Ever since I bought my first 4x4 vehicle, a Maruti Gypsy King, in 1998, I have been hooked!

Over the years I have been fortunate to have been taught the ropes by many people and have made it a mission to self educate myself in the art and science of offroading.

This eventually led to me going to Germany in 2013 to an actual ex-tank testing ground to get myself certified by the International 4 Wheel Drive Trainers' Association. Days of gruelling practical and written exams,

overseen by eagle eyed examiners whose backgrounds ranged from ex special forces to I'd tell you but have to kill you kinds! Nevertheless, I passed with flying colours and became the only Asian to be awarded this certification. Also completed my ITLS (International Trauma and Life Support) certification concurrently. In 2019, I also became the India representative for the IMDT (International Military Deployment Training) and it's been an unforgettable experience working with the armed forces and similar groups. Over the years, I've coached many people and teams for offroad and competitions, conducted events as a partner in the Offroad Junkie brand, been jury member for Car of The Year awards, etc. I've also been a longtime member of the United Four Wheel Drive Association, as well as a strategic partner of Tread Lightly!

It's been a great journey and finally in the year 2020 I opened up my own Offroad School near Pali (Raigad, MH) bang during the Covid 19 Pandemic!

It's been a great journey so far and looking forward to many more miles ahead.

Cheers,

Dr. Tejas Kothari





 **learnoffroad**

LEARN OFFROAD TRAINING GROUNDS
KAVALE DAM RD, NEAR PALI,
MAHARASHTRA 410205
contact@learnoffroad.com
www.learnoffroad.com
+91 98209 21000

OFFROAD
CONSULTANTS